

Aspire

Rubber molded tile



PLAE

CHARACTERISTICS

A. Aspire's durable top layer provides solid-grip technology, indentation resistance and boosted color retention, so you can stay focused on crushing your workout without risk of slip-related injuries.

B. Aspire's molding process creates an unbreakable seal, fusing the system's dual layers into a single dynamic, impenetrable tile that will not separate or weaken, regardless of what you drop on it over any period of time.

C. Aspire's highly dense shock layer absorbs optimal force on impact, diminishing barbell bounce and easing joint stress, while simultaneously returning energy for safer training and drastically boosted performance.

D. Aspire's Interlocking Block system locks the corners of 4 beveled tiles together, which both minimizes shifting during use, and reduces cost by allowing the tiles to be loose-laid.

APPLICATIONS

Aspire's performance characteristics are highlighted in weight room applications. Other uses include athletic and military training facilities, fitness centers, locker rooms, outdoor training, etc.

WARRANTY

PLAE warrants that Aspire, when installed using recommended procedures and adhesives, shall be free of manufacturing defects under normal use for 15 years from the date of its original installation. Please see Aspire's warranty for details.

Aspire

Rubber molded tile

Aspire provides the ultimate solution for those in search of a dynamic, resilient system. Interlock Blocks lock the beveled tiles together, creating a fully stable, modular training surface free of subfloor adhesion. Molded pedestal feet create acoustical insulation beneath the shock layer, making Aspire one of our most noise-deadening systems. They also dramatically improve draining rates. For those looking to create a world-class training space on the go, Aspire checks all the boxes.

PHYSICAL CHARACTERISTICS

Surface: Smooth, tiled, solid-grip


Tile Thickness: 1in/25.4mm

Density: >70lbs/cubic foot

Tile Size: 2' x 2' (0.61m x 0.61m)

Tile Total Weight: 32lbs


PLAE



001 **Black**



D100 **Apollo Black**




D951 **Lunar Charcoal**




D952 **Artemis Gray**



D953 **Eagle Greige**



900 **Blue**




903 **Taupe**




905 **Charcoal**




906 **Espresso**




909 **Red**




910 **Modern Gray**




303 **Blue Gray**



304 **Red Gray**



307 **Green Gray**



308 **Gray**